

As an UCSB hSCRO researcher, you will receive an email from the Electronic Research Administration (ERA) team providing you with a unique username and password. This email will also include detailed instructions for accessing the Kualu Research Protocols (KRP) system.


To log in to KRP, follow the steps outlined below:

1. **Access the Login Page:** Navigate to the KRP login page via the following URL:  
<https://uci.kuali.co/auth/kuali>
  - ❖ Note: The login URL is unique and differs from the link found in the [KRP user guide](#).


2. **Enter Your Credentials:** On the login screen, enter the username and password provided to you by the ERA email. After entering your details, click “Sign In.”


**Welcome to University of California, Irvine.**

Let’s get you logged in.

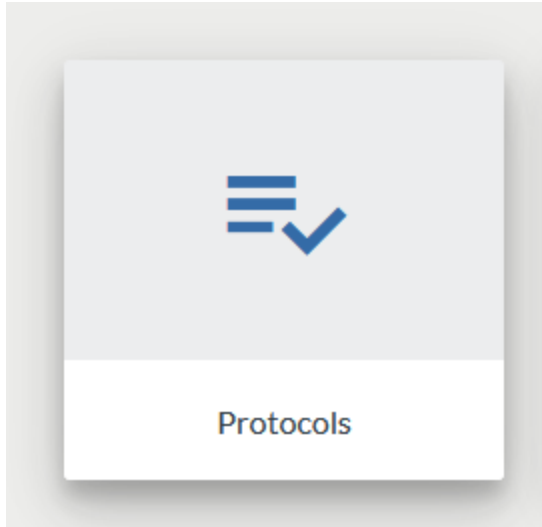
Username / Email 

Password 

- ❖ If you misplace or forget your login credentials, contact ERA support for assistance at [era@research.uci.edu](mailto:era@research.uci.edu).
3. **Select the 'Protocols' Card:** Once logged in, click on the 'Protocols' card to enter the KR Protocols system.



4. **Manage Your Protocols:** Your protocol(s) will be visible on the 'Manage Protocols' page.

For any further assistance or inquiries, please do not hesitate to email us at [era@research.uci.edu](mailto:era@research.uci.edu) .